

www.infinicut.com  
+44 (0)114 2122 200  
info@infinicut.com



Advanced Turf Technology Limited,  
3 Redwood Court  
Campbell Way  
Dinnington  
Sheffield  
S25 3NQ  
United Kingdom



THE  
**PERFECT** | **CUT**  
EVERYTIME



## Concept

**To create a unique and revolutionary product line-up for a unique and innovative industry.** The INFINICUT® Professional Sports Turf product range is proof positive of innovation through experience. Our product designs have been created to offer turf professionals equipment that delivers state-of-the-art solutions that benefit both playing surface and player alike.



# INFINICUT

## Design

At INFINICUT® we are strong advocates of ensuring we have a deep understanding of the Turf Professionals' requirements before we embark on any design project. We combine this knowledge with our engineering expertise to offer turf professionals equipment that is fit-for-purpose, durable and innovative.



## Efficiency

INFINICUT® Professional Sports Turf products are considered to be the most technically innovative in our industry. The majority of our products are "smart" Lithium powered. This is not only a testament of our commitment to utilizing the latest technology, but also a commitment to providing turf managers with the most efficient solutions that are environmentally friendly and enjoyable to use.



## Manufacture

Our manufacturing capability is unrivalled in our industry. We use the latest cutting-edge production techniques to ensure consistent manufacturability of our products. You can be confident that anything displaying the INFINICUT® badge is expertly produced.



# INFINICUT<sup>III</sup>

## 22" & 26" Pedestrian Cylinder Mower

**FOR: BOWLS, CRICKET, TENNIS, GOLF GREENS**

FIXED (FX) or FLOATING HEAD (FL) DESIGN

LEADING-EDGE CUT QUALITY

INTERCHANGEABLE CASSETTES

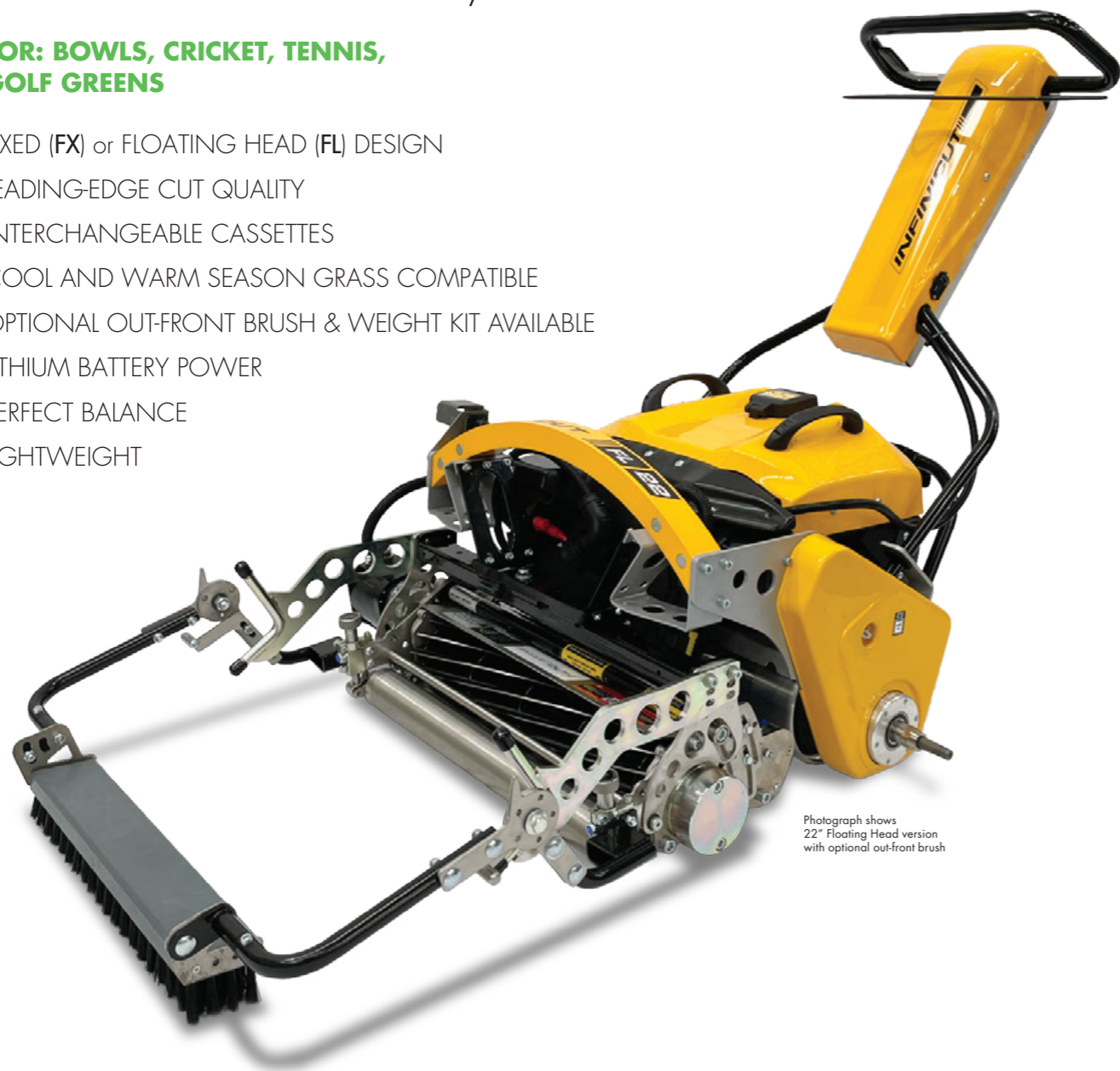
COOL AND WARM SEASON GRASS COMPATIBLE

OPTIONAL OUT-FRONT BRUSH & WEIGHT KIT AVAILABLE


LITHIUM BATTERY POWER

PERFECT BALANCE

LIGHTWEIGHT



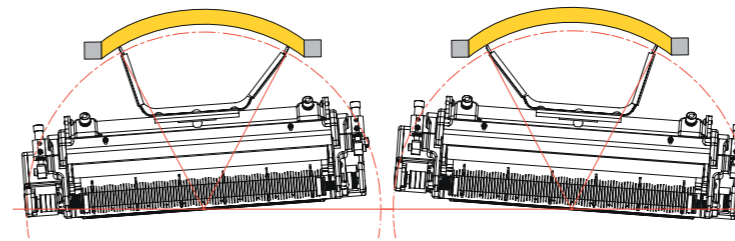
Photograph shows 22" Floating Head version with optional out-front brush



Photograph shows 26" Fixed Head version

### FL22 & FL26 - Dynamic Return Floating Head

The use of a mower with a cutting unit independent of the traction unit (normally termed floating head) will decrease ground pressure as the combined weight of the mower is spread between both elements – traction unit and cutting unit.



#### ERGONOMIC DESIGN

The ergonomic, easily adjustable, handle allows for configuration to a comfortable operating position with all controls simple to operate.

#### VARIABLE CLIP RATE

The adjustable variable clip rate and forward speed adjustment system\* results in a no compromise solution for sports turf maintenance.

#### BALANCED IN OPERATION

The weight transfer to the cassette is limited because the collection bucket is mounted on the traction unit frame. The result makes the unit optimally balanced during operation and end-of-line turning, giving a more consistent height in use.

#### POWER

Power is delivered by a lithium power source. Available in either 1.4kWh or 2.8kWh to drive the traction unit and the reel's DC brushless motor. They can be quickly swapped, in-field if necessary, to suit the working environment.

**Engine option:** Available as an option on FX (Fixed Head) versions.

#### ADJUSTABLE CHASSIS

From the on-the-fly wrenchless adjustment of the front roller height to the adjustable bedknife, the user can make further adjustments to maximize cutting efficiency no matter what the conditions.

#### Wrenchless Height Adjuster

Wrenchless Height Adjuster has become the industry benchmark for this type of application.

#### Low Ground Pressure

The ground pressure of the unit is evened out over the rear roller and the two chassis rollers due to the floating head design.

#### Adjustable Bedknife

Alteration of the bedknife geometry/attitude can compensate for bedknife face wear and offers consistency in the level of plant stress.

#### DETACHABLE WHEELS

The detachable wheels aid transportation over concrete approaches.

#### QUALITY REEL

In-house designed and manufactured cutting reels available in 7, 11 and 14 blade set up. Optional single lever engage groomer attachment available to give a cutting height range of 1.8mm to 25mm (0.07in to 1in). The optional Groomer attachment contra rotates to achieve the maximum effect in alleviating grain and turf density problems. It has a fully sealed gearbox and is designed for single lever action to give simple engagement or disengagement and can be installed and removed in rapid fashion.

#### FRONT ROLLER

Can either be specified as smooth, grooved or Wyle.

\* Patents granted or pending.  
\*\* The power testing information used to establish the power rating of these engines can be found at <https://engines.honda.com/models/>

### Wimbledon

"These are some of the most prestigious tennis courts in the world, so we want the best equipment to help us maintain championship performance. We've seen an improvement in the quality of the playing surfaces since we began using the INFINICUT<sup>®</sup> cylinder mower."

Neil Stubley - Head of Courts and Horticulture



Dedicated INFINICUT<sup>®</sup> trailer available for convenient transport of 22" model.



The InfiApp™



# INFINICUT III®

## 34" Pedestrian Cylinder Mower

**FOR: FOOTBALL, BASEBALL, RUGBY, SPORTSGROUNDS, SCHOOLS & UNIVERSITIES**

FIXED (FX) or FLOATING HEAD (FL) DESIGN

LEADING-EDGE CUT QUALITY

INTERCHANGEABLE CASSETTES

COOL AND WARM SEASON GRASS COMPATIBLE

OPTIONAL OUT-FRONT BRUSH & WEIGHT KIT AVAILABLE

TRAILED SEAT AVAILABLE FOR 34" MODEL

LITHIUM BATTERY POWER

PERFECT BALANCE

LIGHTWEIGHT

30" WIDTH ALSO AVAILABLE



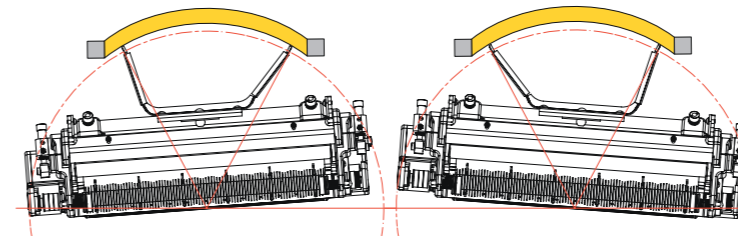
Photograph shows 34" Floating Head version



Photograph shows 30" Fixed Head version

### FL30 & FL34 - Dynamic Return Floating Head

The use of a mower with a cutting unit independent of the traction unit (normally termed floating head) will decrease ground pressure as the combined weight of the mower is spread between both elements – traction unit and cutting unit.



### Chesterfield F.C.

*"The trailed seat gives us incredible productivity. It is quick and simple to attach and remove, and any adjustments to programmable speed can all be done at the touch of a button. The regen braking also gives us great control over end of line braking and turning."*

Liam Reynolds - Head Groundsman

### Wembley Stadium

*"Three things really stand out for me with the INFINICUT® machines – one is the battery life; another is the versatility but perhaps the biggest thing is the balance. The floating head reads the pitch, every camber, every tiny movement and the whole team are very impressed by that and it shows in the quality of finish."*

Karl Standley - Grounds Manager



### ERGONOMIC DESIGN

The ergonomic, easily adjustable, handle allows for configuration to a comfortable operating position with all controls simple to operate.

### InfiniApp

World's first professional mower with blue tooth connectivity via smartphone. Wirelessly modify settings and much more.

### BALANCED IN OPERATION

The weight transfer to the cassette is limited because the collection bucket is mounted on the traction unit frame. The result makes the unit optimally balanced during operation and end-of-line turning, giving a more consistent height in use.

### POWER

Power is delivered by a lithium power source, available in either 1.4kWh or 2.8kWh to drive the traction unit and the reel's DC brushless motor. They can be quickly swapped, in-field if necessary, to suit the working environment.

**Battery:** 48V LiFePO4 30Ah and 60Ah

**Engine option:** Available as an option on FX (Fixed Head) versions.

### ADJUSTABLE CHASSIS

From the on-the-fly wrenchless adjustment of the front roller height to the adjustable bedknife, the user can make further adjustments to maximize cutting efficiency no matter what the conditions.

### Wrenchless Height Adjuster

Wrenchless Height Adjuster has become the industry benchmark for this type of application.

### Low Ground Pressure

The ground pressure of the unit is evened out over the rear roller and the two chassis rollers due to the floating head design.

### Adjustable Bedknife

Alteration of the bedknife geometry/attitude can compensate for bedknife face wear and offers consistency in the level of plant stress.

### DETACHABLE WHEELS

The detachable wheels aid transportation over concrete approaches.



### QUALITY REEL

In-house designed and manufactured cutting reels available in 7, 11 and 14 blade set up. Optional single lever engage groomer attachment available to give a cutting height range of 10mm to 42mm (0.39in to 1.65in). The optional Groomer attachment contra rotates to achieve the maximum effect in alleviating grain and turf density problems. It has a fully sealed gearbox and is designed for single lever action to give simple engagement or disengagement and can be installed and removed in rapid fashion.

### FRONT ROLLER

Can either be specified as smooth, grooved or Wyle.

\* Patents granted or pending.  
\*\* The power testing information used to establish the power rating of these engines can be found at <https://engines.honda.com/models/>



The InfiniApp™



# INFINICUT III<sup>®</sup>

## 34" Pedestrian Rotary Mower

**FOR: FOOTBALL, BASEBALL, RUGBY, SPORTSGROUNDS, SCHOOLS & UNIVERSITIES**

LEADING-EDGE CUT QUALITY

LITHIUM BATTERY POWER

PROGRAMMABLE VIA INFINIAPP™

SIDE MOUNTED GRASS BOX

34" WIDTH



### OPERATOR CONTROL

**Compliance** - EC Compliant  
**Operational parameters** - Programmable via BLE InfiniApp™  
**Grass basket** - 70L

### TRACTION & CONTROL

**System voltage** - 48V  
**Traction drive** - 1kW Continuous DC Motor  
**Blade drive** - 2.5kW Continuous DC Motor  
**Differential** - Fully accessible  
**Cruise control** - Via regenerative braking

### POWER

Power is delivered by a lithium power source. Available in either 1.4kWh or 2.8kWh to drive the traction unit and the Deck's DC brushless motor. They can be quickly swapped, in-field if necessary, to suit the working environment.

**Battery module option:** (removable)  
 30Ah or 60Ah Lithium  
**Battery charger Delta Q**  
 Approximate recharge time (30Ah) - 4hr  
 Approximate recharge time (60Ah) - 6hr  
**Engine generator option:** (removable)

### WEIGHT

**Dry weight** (incl. grass basket)  
 30Ah = 164kg  
 60Ah = 175kg

### REAR TRACTION ROLLER PARALLEL

Ability to parallel rear roller to deck.

### HOC

15mm to 50mm - user programmable through InfiniApp™  
 Method of adjustment via Electronic Actuator

### BRAKING

**Blade safety braking** - Yes  
**Parking brake** - Yes

### DETACHABLE WHEELS

The detachable wheels aid transportation over concrete approaches.



### SPEED

**Mowing** - 0 - 4mph  
**Transport** - 0 - 6mph

### ACCESSORY EQUIPMENT

**Front roller/Wheels options** - Yes  
**Turf presenter** - Turf Lifter System between Front Roller and Deck  
**Light kit** - LED  
**Transport** - Transport Wheel Kit

The INFINICUT<sup>®</sup> SM34 Rotary Mower is designed to elevate professional rotary mower performance to a new level. Building on the hugely successful INFINICUT<sup>®</sup> reel mower range, the INFINICUT<sup>®</sup> SM34 utilises many of the features offered by the reel mower such as lithium power and best in class noise and vibration levels. Simple to manoeuvre and with a design emphasis on cut quality and consistency, the INFINICUT<sup>®</sup> SM34 Rotary is not only environmentally friendly but is very much built fit for purpose with the user in mind.

The large 2.5kW blade motor will power through the toughest of conditions. The high lift blade profile ensures maximum efficiency in debris collection and at the same time provides a superior stripe when compared to any other rotary mower.

Grass basket removal and attachment is simple and effective. An available transport kit ensures the rear roller traction drums remain damage free when transporting between venues.

Adjustable brush system is available to help agitate and lift the turf canopy prior to cutting.

### Leicester City F.C.

"We run a fleet of SM34 rotary mowers and consider them to be one of the most well-balanced machines we've ever used! They have a fantastic level of vacuum force, and the height and walking speed are so quick and simple to set and adjust via the INFINIApp™."

Simon Gibson - Senior Sports Turf and Grounds Manager



The InfiniApp™



# TMSYSTEM™

The Ultimate in Turf Grooming, Mowing and Maintenance

**FOR: BOWLS, CRICKET, TENNIS, FOOTBALL, BASEBALL, RUGBY, GOLF GREENS, SPORTSGROUNDS, SCHOOLS & UNIVERSITIES, LOCAL AUTHORITIES**

VERTICUTTING, SHALLOW SOLID TINING, BRUSHING, CLEANING ETC.

IMPROVES THE HEALTH AND PLAYABILITY OF SPORTS TURF SURFACES

ACHIEVES EXCEPTIONAL OVERALL SURFACE QUALITY AND APPEARANCE

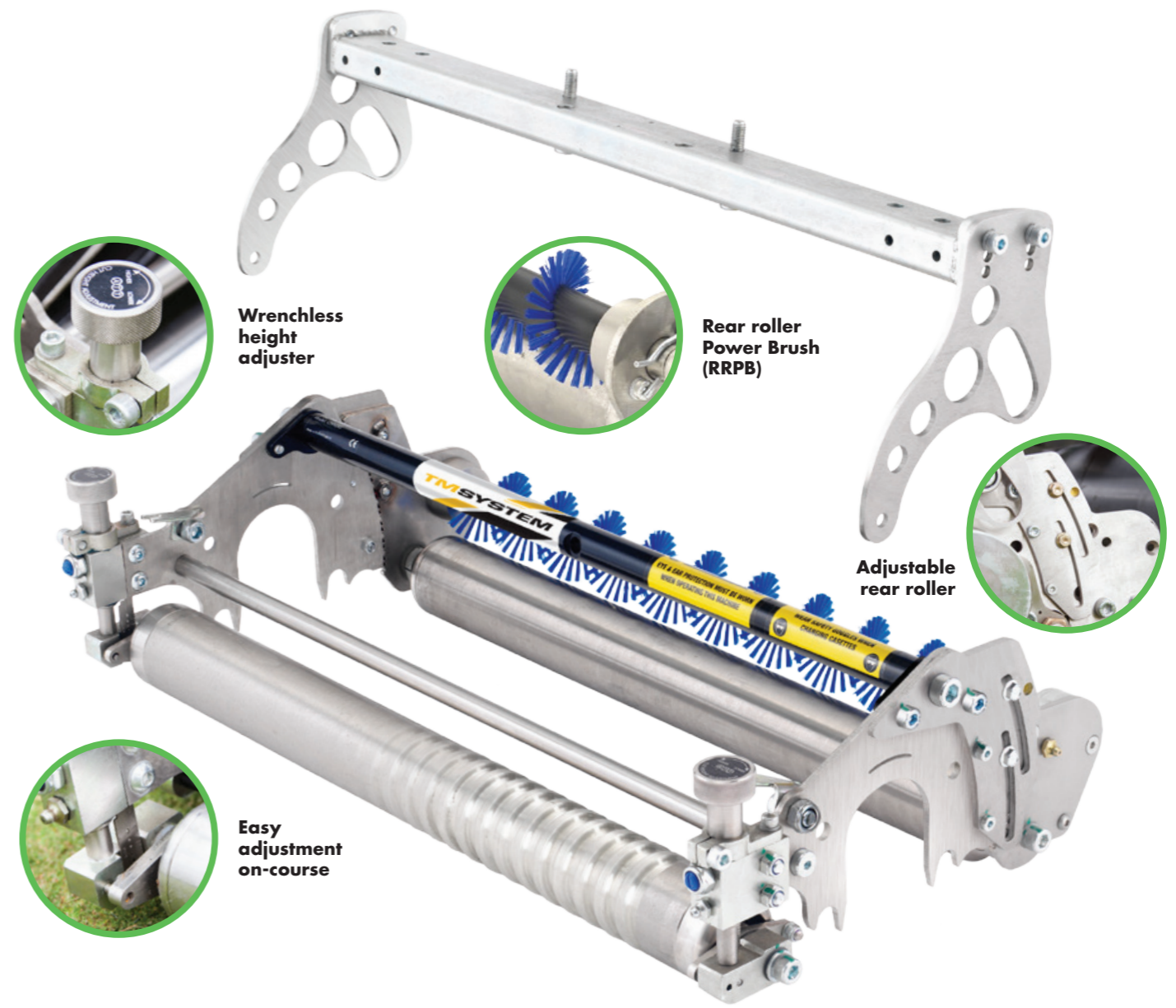
22", 26", 30" & 34" WIDTHS



### Application specific cassettes to replace OEM cutting reels

Using the universal chassis, and appropriate adaptor kit, the TMSYSTEM™ is the only cassette system to transform your triplex greens or lightweight fairway mower into a 'complete' turf maintenance system.

A versatile system to save the need to buy individual machines.




**TMSYSTEM™**  
 The ultimate system to unlock the full potential of your John Deere, Toro or Jacobsen fairway or triple greens mower into multi-use units for 'Complete Turf Refinement'. To go further, replace all three cutting heads on a JD 2500 with three 30" SMARTCut™ reels to achieve an 85" cutting width dedicated sports turf mower. The kit contains all necessary components to complete the adaptation.



# TMSYSTEM™

Cassettes for the **Grooming, Mowing** and **Maintenance** of all sports turf surfaces.

## Grooming Cassettes




UltraGroomer™ 22" 26"

**GROOM** The UltraGroomer™ cassette has over 80 1.3mm tungsten carbide tipped blades spaced at 5mm apart to ensure your greens are maintained in the best condition.



TurfClean™ 22" 26" 30" 34"

**HYGIENE** The TurfClean™ cassette is designed to ensure even collection of debris from the surface and also further down into the turf canopy.




SMARTVibe™ 22" 26"

**LEVEL** The patented SMARTVibe™ cassette is the only integrated vibratory cassette in the world.



PowerBrush™ 22" 26" 30" 34"

**BRUSH** The PowerBrush™ cassette is designed to ensure even collection of debris throughout the length of the grass catcher, maximizing the volume.



StaticBrush™ 22" 26"

**TOP DRESS** The StaticBrush™ cassette is a very effective method of working sand into greens.



SpringRake™ 22" 26" 30" 34"

**GROOM** The SpringRake™ cassette is designed for a less aggressive approach to removing organic matter at the base of the plant and is also effective at debris removal.



### Glamorgan CCC


"We're passing over the square with the UltraGroomer™ every 3-4 weeks and each time are amazed at the amount of debris and organic matter we're taking out – we've now got a square which is clean, carries good pace and encourages strong, healthy plant growth." Robin Saxton

## Mowing Cassettes



SMARTCut™ 22" 26" 30" 34"  
7, 11 or 14 blade options

**MOWING** The SMARTCut™ cutting cassette is designed for both Fine Turf & Sports Turf applications and offers unrivalled quality of cut, versatility and ease of maintenance.



SMARTCut™ with Groomer  
22" 26" 30" 34"


The optional Groomer attachment contra rotates to achieve the maximum effect in alleviating grain and turf density problems.

### Warwick Independent School Foundation

"Our 34" INFINICUT® is equipped with a 7 blade SMARTCut™ reel which delivers a really superior quality of cut. In a short period of time, it has made a noticeable difference to the health, presentation and quality of our rugby pitch and cricket square." Duncan Toon




## Maintenance Cassettes



SarelRoller™ 22" 26" 30" 34"

**AERATE** The SarelRoller™ cassette, if used regularly, will prevent surface sealing of fine turf resulting from the effects of rolling and air-born silt.



StarSpiker™ 22" 26"

**AERATE** The StarSpiker™ cassette provides an alternative method of reducing surface sealing whilst using the same principles as the Sarel roller.

### Wantage Bowling Club

"Passing the SarelRoller™ over our green fortnightly keeps the surface open and, used in conjunction with other cassettes from the TMSYSTEM™, means our green is in better condition than ever." Dean Gibbons



ThatchMaster™ 22" 26" 30" 34"

**DE-THATCH** The ThatchMaster™ cassette is used to prevent thatch accumulation and cut through stolons & rhizomes in fine turf.



RazorCutter™ 22" 26" 30" 34"

**DE-THATCH** The RazorCutter™ cassette produces less stress on the grass plant by employing non carbide tipped, laser cut, blades.



Scarifier™ 22" 26"

**SCARIFY** The Scarifier™ cassette is the obvious choice for greens that already have thatch at depth.