



العربة الفاخرة
LUXURYCARTS

Accelerating the future



Organization Chart



ABUBKR O. BALUBAID
OWNER & CO-FOUNDER

Luxury Carts Group was founded in 2008 in Saudi Arabia. In 2015 we opened our branch in the United Arab Emirates. Luxury Carts were the first company to bring eco-friendly carts to the region. We specialize in reliable, sustainable and durable turf care machines equipment and practices. Our aim is to partner with and promote premium brands and companies to develop a solid customer base with regional growth potential. We have solid foundations for a successful future. Our commitment is to provide our customers with transport, mobility solutions and landscape services that exceed their expectations."



NATHAN WILLIAMSON
GROUP CHIEF EXECUTIVE OFFICER

"Our aim as a Group is to create an end-to-end solution for our customers from construction of sporting venues, supply of machinery & vehicles, maintenance and providing sport education.

Through our expertise we represent premium international manufacturers and providers to offer the best possible products & services to all our business units complete with the best possible support. We drive this by recruiting superior talent to lead our sectors."



FINANCE & HR
15 EMPLOYEE



AFTER SALES & TECHNICIAN
79 EMPLOYEE



SALES & MARKETING
24 EMPLOYEE



MOBILITY & RENTAL DIVISION
148 EMPLOYEE



PROCUREMENT & LOGISTICS
12 EMPLOYEE



العربة الفاخرة LUXURYCARTS

LUXURY CARTS GROUP takes pride in supplying the highest quality products across multiple sectors and for various purposes, catering to golf, utility, transportation and power sports customers. Luxury Carts are the authorized distributor of Iseki, Club Car, Garia and Trojan Batteries in the UAE & KSA.

لكجري كارتس جروب هي الموزع المعتمد لهذه العلامات التجارية العريقة



Club Car[®]

HISTORY, DRIVE, AND INNOVATION

Club Car has the most sophisticated and comfortable ride for your lifestyle. Automotive style, multiple color options, and a top speed of up to 19mph mean our gas golf carts or electric models with standard or lithium batteries take you where you want to go with flair.

Whether taking the kids to the pool, running an errand, or traversing rough terrain, our line of personal transportation, utility, and street-legal vehicles and golf carts deliver in looks and performance.



advance the ride and your reputation

made for modern golf

The award-winning Tempo continues to exceed industry expectations, delivering a smooth, comfortable ride and connected touchscreen technology no other golf cart can match. With a distinctive design and golfer-first features, it's available in two passenger models, with a gas engine, standard FLA batteries, or an energy-saving Lithium Ion battery—and can be endlessly customized to suit your course's needs.



Club Car[®]

Tempo

hitting the long ball

It's no secret that golf is changing. And while traditions will always matter, you need new tools to grow your business and attract today's players to your course.

Club Car has the industry-leading products, revenue-building strategies, and forward-thinking technology to help you create stronger relationships with your golfers and more efficiently manage your course.

It starts with the Tempo lineup: our uniquely designed golf carts deliver quality engineering, automotive styling, and connected technology for an enhanced ride golfers won't get anywhere else.

For mobile course and fleet management, Club Car Connect offers web-based cart tracking, car control, pace-of-play alerts, and more. Coupled with Shark Experience—a one-of-a-kind touchscreen entertainment system—our connectivity package is a course differentiator that will drive your success now and in the future. These are just a few of the ways Club Car is continually investing in you.

Club Car®

Tempo 2 SEATER



Charger: 48 VDC, 13.5-amp DC high frequency
Horsepower: 3.3 hp
Batteries: Six (6) 8-volt, single-point watering system
Speed Range: Varies by speed setting; 15 mph max. (24.1 kph)
Capacity: 2 Seater
Brakes: Self-adjusting, rear wheel mechanical drum



Tempo 2+2 SEATER



Charger: 48 VDC, 13.5-amp DC high frequency
Horsepower: 3.3 hp
Batteries: Six (6) 8-volt, single-point watering system
Speed Range: Varies by speed setting; 15 mph max. (24.1 kph)
Capacity: 4 Seater
Brakes: Self-adjusting, rear wheel mechanical drum



Villager



Villager 6

- Max speed – 17 mph
- Capacity – 6 persons
- Total Capacity – 680 kg
- LxWxH (cm) – 315 x 122 x 186
- Electric or petrol power



Villager 8

- Max speed – 17 mph
- Capacity – 8 persons
- Total Capacity – 680 kg
- LxWxLH – 399 x 122x 186
- Electric or petrol power



TRANSPORTER



ENGINE/MOTOR TYPE 48V DC
 Controller 500 Amp - Solid State
 Horsepower: 3.7 hp (2.7kW) rated, Peak 20 hp (14.9 kW)
 Speed Range 5 - 17 mph
 Capacity: 4 Seater w/ Cargo Box
 Brakes: 4-wheel Mechanical Drum



ENGINE/MOTOR TYPE 48V DC
 Controller 500 Amp - Solid State
 Horsepower: 3.7 hp (2.7kW) rated, Peak 20 hp (14.9 kW)
 Speed Range 5 - 17 mph
 Capacity: 6 Seater
 Brakes: 4-wheel Mechanical Drum



UTILITY VEHICLES

CARRYALL

ELECTRIC SPECIFICATIONS

(also available in petrol)



Carryall 100

- ENGINE/MOTOR TYPE 48V DC
- CONTROLLER 250 Amp - Solid State
- HORSEPOWER (RATED) 3.3 hp (2.4 kW)
- BATTERY 8 Trojan Six (6V) Flooded Lead Acid



Carryall 300

- ENGINE/MOTOR TYPE 48V DC
- CONTROLLER 250 Amp - Solid State
- HORSEPOWER (RATED) 3.3 hp (2.4 kW)
- BATTERY 8 Trojan Six (6V) Flooded Lead Acid



Carryall 500

- ENGINE/MOTOR TYPE 48V DC
- CONTROLLER 500 Amp - Solid State
- HORSEPOWER (RATED) 3.7 hp (2.7 kW)
- BATTERY 8 Trojan Six (6V) Flooded Lead Acid



Carryall 700

- ENGINE/MOTOR TYPE 48V DC
- CONTROLLER 500 Amp - Solid State
- HORSEPOWER (RATED) 3.7 hp (2.7 kW)
- BATTERY 8 Trojan Six (6V) Flooded Lead Acid



Carryall 1500 2WD (Diesel)

- ENGINE/MOTOR TYPE Kubota 4-cycle
- DISPLACEMENT 719 CC
- HORSEPOWER (RATED) 20.10 hp (2.4 kW)
- BATTERY 8 Trojan Six (6V) Flooded Lead Acid



Customized Utility

Carryall 500 Range Picker



Carryall 700 High-Dump Refuse Removal



Carryall 500 Room Service



Carryall 300 security



Carryall 500 Housekeeping



Carryall 300 Ambulance



Club Car

when you need to
get the job done

URBAN

urban
configurations.



electric truck



bed options



Pickup
(5.3 and 6.9 FT)



Van Box
(74.2 and 98.9 FT3)

battery options



FLA SWPS



Li 9.2kwh



Li 10.2kwh



Li 12.2kwh

URBAN XR

STANDARD OPTIONS
(both XR and LSV Models)

- All Season Road Tires
- Crash Tested for Best in Class Vehicle Safety
- Premium Instrument Cluster
- Headlights
- Rear Lights
- Horn
- Bench Seat
- Lockable Storage Locker
- Dash Storage Compartment
- Automatic Parking Brake
- 3-Point Seat Belts
- Reverse Buzzer
- Speed Switch
- White Body Color
- Rear Bumper

URBAN LSV

STANDARD OPTIONS
(LSV only)

< ALL OF THIS PLUS

- Deluxe Cab Pack (sun visors, 12V outlet, interior light)
- Rear Window with Pickup Bed
- Heated Front Windshield
- Windshield Wiper and Washer
- Acoustic Vehicle Alert System – LSV US & Canada regulation
- Backup camera with screen in cab

ADDITIONAL OPTIONS

< CHOOSE XR OR LSV & ADD

- Rear Hinged Glass Doors with Sliding Windows
- Wide Body Kit with Turf Tires
- Wide Body Kit with Rough Terrain Tires
- Auxiliary Lighting Socket and Tow Ball
- Tow Ball Only
- Adjustable Twin seats
- Electric Cab Heater
- Bluetooth Stereo with USB Charging and Speakers
- Power Steering
- Built-in Dash Refrigerator
- Roof Mounted LED Flashing Beacon
- Roof Mounted Work Light – FRONT
- Roof Mounted Work Light – REAR
- First Aid Kit with Bracket
- Fire Extinguisher with Bracket
- Brush Guard
- Warning Safety Triangle
- Side protecting Nerf Bars
- Diesel Heater (not available in California)
- Electric Bed Lift
- Rear Cabin Window

experience URBAN



Lithium Batteries

Power Steering

Lockable front storage

Van Box option with access on all sides (2 sizes)

Cabin Heater & in-dash storage

Seating Options bucket & bench options available

DAB Bluetooth stereo

Wide-swing cabin doors with lock

Pickup Bed option fixed or tilt (2 sizes)

Electric Bed Lift



Club Car

ONWARD[®]



ONWARD[®]

Introducing the Onward from Club Car, a personal transportation vehicle that is crafted to fit your lifestyle. It's convenient, reliable, stylish and is the only vehicle of its kind with an unmatched collection of custom integrated accessories and options so you can make it your own.

This is the future of personal transportation...and it starts now!

WHAT MAKES ONWARD DIFFERENT?

Onward is a personal transportation vehicle (PTV), and it offers a wide array of integrated personalization options and accessories to help your customers make it their own, as well as a new and exclusive cowl design, tires and wheels, LED front lighting, and an upgraded suspension system for a more comfortable ride.





العربة الفاخرة
LUXURY CARTS



Club Car Onward 2+2 Non lifted

Available in 48v Electric or Petrol
LED lighting, turn signals, mirrors
12" Wheel and seat options



Club Car Onward 2+2 lifted

Available in 48v Electric or Petrol
LED Lighting, turn signals, mirrors
14" Wheel and seat options



Club Car Onward 6 Non lifted

Available in 48v Electric or Petrol
LED Lighting, turn signals, mirrors
12" Wheel and seat options
4 wheel braking



Club Car Onward 6 lifted

Available in 48v Electric or Petrol
LED Lighting, turn signals, mirrors
14" Wheel and seat options
4 wheel braking



Onward delivers a smooth ride and maneuverability thanks to our time-tested SportDrive™ suspension system and rack-and-pinion steering.



Lifted vehicles feature a new automotive-style, double-A-arm front suspension system and lift kit.



Jounce bumpers absorb impact and dampen noise and vibrations.



New exclusive tires and wheels maximize comfort and reduce noise.



Comfort-grip steering wheel for easy handling.



Proprietary seat cushion designed for maximum comfort.

STANDARD AND UPGRADED ALLOY WHEELS

- Available in distinct Designs including Mercury, Zeus, Aerion and Athena.
- Kruizer (205/40-R12) steel belted radial and Loadstar (205/55-10) tires deliver a smooth, comfortable ride in non-lifted cars, and are golf-course approved at speeds of 15mph or less.
- Wheels feature machined accents, matching Club Car center caps and standard four-bolt hole pattern.

NON-LIFTED



12" Athena Gloss Black and Machined Alloy Wheel With 205/40-12 Steel-belted Radial Tires



10" Mercury wheel 205/55-10 Kenda® Loadstar tires



12" Athena Chrome Wheel with 205/40-12 Steel belted radial tires

LIFTED



14" Mercury wheel 23x10-14 Kraken® tires



14" Zeus wheel with 23x10x14 Kraken® tires



14" Black Chrome Aerion wheel with 23x10x14 Kraken® tires



14" Bright Chrome Athena wheel with 23x10x14 Kraken® tires



14" Gloss Black Zeus Wheel - 215/50R-14 Morpheus Steel-belted Radial Tire



14" Black Chrome Aerion Wheel - 215/50R-14 Morpheus Steel Belted Radial Tire



14" Bright Chrome Athena Wheel - 215/50R-14 Morpheus Steel-belted Radial Tire



They say golf cart, we say golf car.

AN UNPARALLELED DRIVING EXPERIENCE

Garia's industry redefining golf car fuses dynamic performance and sleek aesthetics, creating a driving experience that transcends the golf course. Inspired by cars, driven by new possibilities, and built with passion, the Garia will change the way you think and feel about driving a neighborhood vehicle.

Available as either a PTV or an LSV, consult with your local dealer to find the right Garia for you.



Store and go

Take what you need for every adventure Garia takes you on. Every model has ample storage space under the lockable front bonnet, our 2-seater models feature a utility box behind the seats, and our +2-seater models have storage under the rearward facing seats (shown).



Aluminum rims

Our strength is in our quality. Our rims are crafted from automotive-strength aluminum and are available in six variations to cater to your style preferences.



Power player

Power up with a USB power outlet for all of your electronic devices.



Refrigerator

Keep the fun going and your beverages cool with our refrigerator option integrated into the dashboard.



Headlights

Shine a light on adventure and safety with dynamic lighting options. Our models feature position lights and indicator lights front and rear, dipped/high beam headlights and brake lights.



Waste Bin

Made of the same material and color as the seat, and featuring a protective insert, the removable waste bin helps you keep the interior and your surroundings clean.



Direction selector

Conveniently located on the steering column, the direction selector is easy to reach and simple to operate.


G A R I A



GARIA GOLF 2+2
15-19 mph / 24-30 km/h



GARIA VIA 2+2
25 mph



OFF-X 4+2
40 km/h



GARIA COURTESY 4+2
40 km/h



GARIA ROADSTER 2+2
15-19 mph / 24-30 km/h




OFF-X UPGRADE
40 km/h



GARIA SUPERSPORT
43 mph / 70 km/h

Body Colors




STANDARD SEAT



SPORT SEAT



DESIGN SEAT



Aluminum rims



10" DIAMOND CUT



12" GUN GREY



12" CHROME



12" SILVER



12" MATTE BLACK



15" SHINY BLACK DIAMOND CUT

(REQUIRES OFF-X PACKAGE)



IMPERIAL

THE ELECTRIC BUS

Electric Sightseeing Vehicle & Utility: Imperial shuttle bus with full ranges widely used in the universities, hospitals, theme parks, resorts, airports and so on, bring to people with convenience, economy life.




العربة الفاخرة
LUXURYCARTS



Electric Vintage Cart DN-4D

American Curtis Electronics controller
Full Automatic Efficiency Pulse Charge
Classic Electric Resort Car



TAYLOR-DUNN®

**CARRY.
MOVE.
TOW.**



Engineered for rugged durability and enhanced safety, Taylor-Dunn's trusted fleet of highly versatile industrial electric vehicles has been powering productivity across the globe for more than 70 years.



SAFE

Safety is our top priority. With low speeds, low step height, high visibility, emergency off switches, shutoff timers, large operator compartments, adjustable seats, and foot rests, Taylor-Dunn vehicles are built to reduce safety-related injuries and improve ergonomics.


DURABLE

Taylor-Dunn provides tough, dependable vehicles to meet your needs. With heavy-duty steel frame construction and electric operation, our vehicles are manufactured to last.



VERSATILE

Strong enough to tow twice as much as a pickup truck, yet nimble enough for the tightest facilities, our vehicle lineup is uniquely positioned to serve a breadth of industries and applications.





TAYLOR-DUNN®



BIGFOOT S

Ergonomic electric utility vehicle for indoor/outdoor use.

- 36 volt electric
- Speed up to 11 mph
- Range up to 40 miles
- Load capacity of 2,000 pounds
- Tow capacity of 5,000 pounds
- Two to four person capacity



BIGFOOT

Ergonomic electric utility vehicle for indoor/outdoor use.

- 48 volt electric, or Lithium-Ion electric
- Speed up to 16 mph
- Range up to 60 miles
- Load capacity of 3,000 pounds
- Tow capacity of 7,500 pounds
- Two to four person capacity



BIGFOOT XL

High payload and towing capacities for indoor/outdoor use.

- 48 volt electric, or Lithium-Ion electric
- Speed up to 18 mph
- Range up to 60 miles
- Load capacity of 3,000 pounds
- Tow capacity of 10,000 pounds
- Two person capacity



SC-100

Carry up to 1,000 pounds and tow up to 5,000 pounds.

- 24 volt AC, 36 volt AC electric
- Speed up to 8 mph
- Range up to 20, 30 and 40 miles
- Load capacity up to 1,000 pounds
- Tow capacity of 5,000 pounds
- One person capacity



SS-536

Transportation for up to 2 for executives, security and maintenance.

- 24 volt electric
- Speed up to 9 mph
- Range up to 20 miles
- Load capacity of 600 pounds
- Tow capacity of 2,000 pounds
- Two person capacity

SEGWAY POWERSPORTS



MADE FOR MORE

ALL NEW
**UT10
CREW**



ENGINE & DRIVETRAIN		
Engine	1000cc 4-Stroke Parallel-Twin Cylinder DOHC	1000cc 4-Stroke Parallel-Twin Cylinder DOHC
Horsepower	105 hp	105 hp
Drive System Type	2WD / 4WD / Turf Mode	2WD / 4WD / Turf Mode
Fuel System	Electronic Fuel Injection	Electronic Fuel Injection
Transmission	Automatic CVT P/R/N/H/L	Automatic CVT P/R/N/H/L
Cooling	Liquid	Liquid



العربة الفاخرة
LUXURY CARTS

POWERSPORTS



105 Horsepower
1000 CC DOHC Engine



93.5 N.m Torque
Liquid Cooled, 4 Stroke



41cm Front Suspension
Dual A-Arm



46cm Rear Suspension
Multi-link Trailing arm
with Stabilizer Bar

VILLAIN™



64 INCH

or

72 INCH



SNARLER™



44 Horsepower
570 CC DOHC Engine



48 N.m Torque
Liquid Cooled, 4 Stroke



210mm Rear Suspension Travel
180mm Front Suspension Travel



0-60km/hr
Acceleration Time



105 Horsepower
1000 CC DOHC Engine



93.5 N.m Torque
Liquid Cooled, 4 Stroke



28cm Front Suspension
Dual A-Arm



27cm Rear Suspension
Dual A-arm

FUGLEMAN™



AFTERSALES

Expert servicing and maintenance are vital to ensure maximum performance and reliability from your machinery and Golf Carts.

- Luxury Carts Group has a wide range of service options available including servicing in the field to workshop overhauls.
- Our team of qualified and factory trained service engineers handle everything from pre delivery inspections, routine servicing, troubleshooting, diagnostic works, fabrication to full machine overhauls.
- Our service and maintenance team are geared up to anticipate and exceed the needs and expectations of our customers.
- We use genuine parts and original spares to ensure maximum performance and reliability.
- Luxury Carts Group also uses specialist test equipment for hydraulic, electrical and software systems and we operate grinding facilities at our workshops, with both relief and spin grinding for optimum cutting blade performance.

We provide quality workmanship and customer service.



AFTER MARKET

As The Middle East official, Club Car, Baroness, Infinicut Mowers, Iseki, Wessex, Smithco, Turfco, Segway to name a few, Luxury Carts Group offers a responsive nationwide parts service.

- Our depots, hold a wide range of machine parts, wear parts and consumables.
 - To support our main franchise, we have a direct link to all of our supply partners to view factory stock levels, place orders, and track deliveries.
 - We maintain stocks of parts for all brands represented by the company to support our service department and customer base.
- In addition, we can supply parts for all brands within the industry and can service customers wider needs.

Call our parts department or email for more information.





العربية الفاخرة LUXURYCARTS

www.luxurycartsgroup.com



DUBAI

RSP 2, Plot 2042-0
Nad Al Hamar
Dubai, UAE
T: +971 4 321 9530

ABU DHABI

Shop. 11, M16-Plot84
Musaffah Industrial
Abu Dhabi, UAE
T: +971 4 321 9530

UNITED KINGDOM

Borough Hall,
Wellway
Morpeth NE61 1BN
United Kingdom

JEDDAH

P.O. Box 122459,
Liwan Building
Prince Abdullah Road
Jeddah, Saudi Arabia
T: +966 12 668 5838

RIYADH

Makkah Al
Mukarramah Road
Ar Rabwah
Riyadh, Saudi Arabia
T: +966 11 417 5111

DOHA

Building no. #27,
St. #2041, Zone #91
Aba Al Saleel Logistics
Doha, Qatar
+974 5 599 6224



العربة الفاخرة
LUXURYCARTS

Thank You

www.luxurycartsgroup.com

